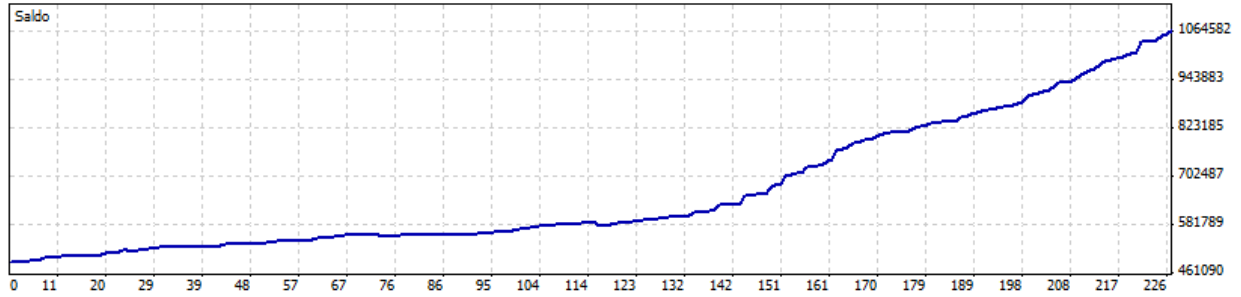


**Sep 2018 – current:**

Details:

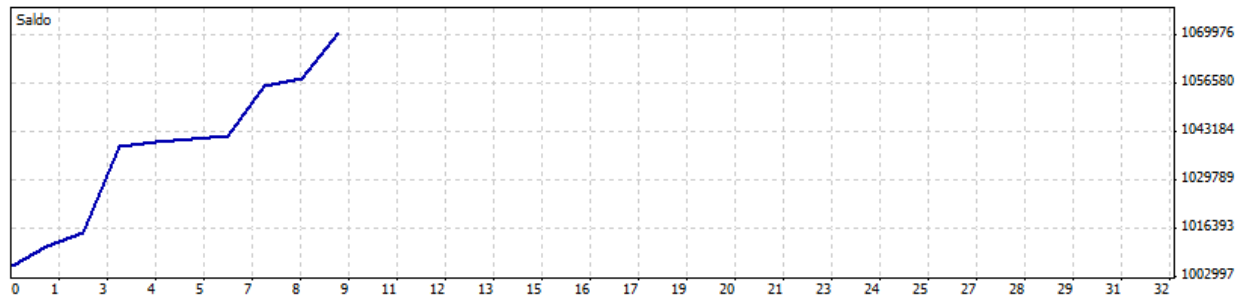


Gross Profit:	600 920.03	Gross Loss:	20 387.68	Total Net Profit:	580 532.35
Profit Factor:	29.47	Expected Payoff:	2568.73		
Absolute Drawdown:	0.00	Maximal Drawdown:	5 035.51 (0.86%)	Relative Drawdown:	0.86% (5 035.51)
Total Trades:	226	Short Positions (won %):	108 (97.22%)	Long Positions (won %):	118 (93.22%)
		Profit Trades (% of total):	215 (95.13%)	Loss trades (% of total):	11 (4.87%)
Largest		profit trade:	24 196.97	loss trade:	-5 035.51
Average		profit trade:	2 794.98	loss trade:	-1 853.43
Maximum		consecutive wins (\$):	42 (228 673.23)	consecutive losses (\$):	1 (-5 035.51)
Maximal		consecutive profit (count):	228 673.23 (42)	consecutive loss (count):	-5 035.51 (1)
Average		consecutive wins:	18	consecutive losses:	1

**2020:**

**Q3**

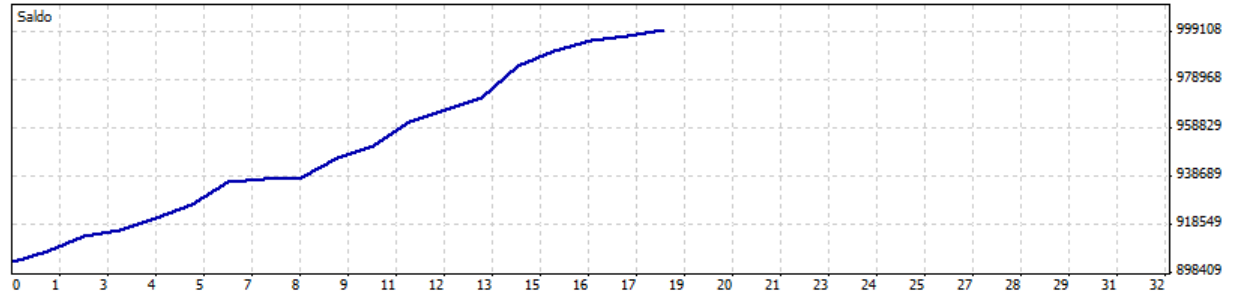
Details:



Gross Profit:	64 430.29	Gross Loss:	0.00	Total Net Profit:	64 430.29
Profit Factor:		Expected Payoff:	7158.92		
Absolute Drawdown:	0.00	Maximal Drawdown:	0.00 (0.00%)	Relative Drawdown:	0.00% (0.00)
Total Trades:	9	Short Positions (won %):	0 (0.00%)	Long Positions (won %):	9 (100.00%)
		Profit Trades (% of total):	9 (100.00%)	Loss trades (% of total):	0 (0.00%)
Largest		profit trade:	24 196.97	loss trade:	0.00
Average		profit trade:	7 158.92	loss trade:	0.00
Maximum		consecutive wins (\$):	9 (64 430.29)	consecutive losses (\$):	0 (0.00)
Maximal		consecutive profit (count):	64 430.29 (9)	consecutive loss (count):	0.00 (0)
Average		consecutive wins:	9	consecutive losses:	0

## Q2

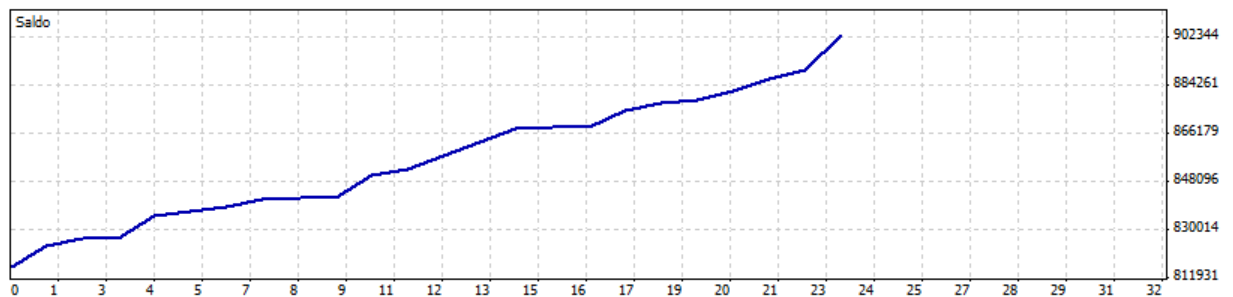
### Details:



<b>Gross Profit:</b>	<b>96 867.86</b>	<b>Gross Loss:</b>	<b>0.00</b>	<b>Total Net Profit:</b>	<b>96 867.86</b>
<b>Profit Factor:</b>		<b>Expected Payoff:</b>	<b>5381.55</b>		
<b>Absolute Drawdown:</b>	<b>0.00</b>	<b>Maximal Drawdown:</b>	<b>0.00 (0.00%)</b>	<b>Relative Drawdown:</b>	<b>0.00% (0.00)</b>
<b>Total Trades:</b>	<b>18</b>	<b>Short Positions (won %):</b>	<b>8 (100.00%)</b>	<b>Long Positions (won %):</b>	<b>10 (100.00%)</b>
		<b>Profit Trades (% of total):</b>	<b>18 (100.00%)</b>	<b>Loss trades (% of total):</b>	<b>0 (0.00%)</b>
<b>Largest</b>		<b>profit trade:</b>	<b>13 575.00</b>	<b>loss trade:</b>	<b>0.00</b>
<b>Average</b>		<b>profit trade:</b>	<b>5 381.55</b>	<b>loss trade:</b>	<b>0.00</b>
<b>Maximum</b>		<b>consecutive wins (\$):</b>	<b>18 (96 867.86)</b>	<b>consecutive losses (\$):</b>	<b>0 (0.00)</b>
<b>Maximal</b>		<b>consecutive profit (count):</b>	<b>96 867.86 (18)</b>	<b>consecutive loss (count):</b>	<b>0.00 (0)</b>
<b>Average</b>		<b>consecutive wins:</b>	<b>18</b>	<b>consecutive losses:</b>	<b>0</b>

## Q1

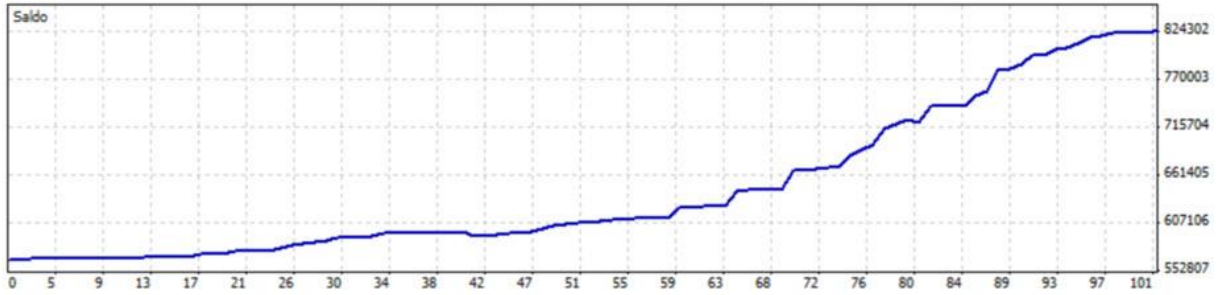
### Details:



<b>Gross Profit:</b>	<b>87 195.38</b>	<b>Gross Loss:</b>	<b>222.68</b>	<b>Total Net Profit:</b>	<b>86 972.70</b>
<b>Profit Factor:</b>	<b>391.57</b>	<b>Expected Payoff:</b>	<b>3781.42</b>		
<b>Absolute Drawdown:</b>	<b>0.00</b>	<b>Maximal Drawdown:</b>	<b>222.68 (0.03%)</b>	<b>Relative Drawdown:</b>	<b>0.03% (222.68)</b>
<b>Total Trades:</b>	<b>23</b>	<b>Short Positions (won %):</b>	<b>10 (90.00%)</b>	<b>Long Positions (won %):</b>	<b>13 (100.00%)</b>
		<b>Profit Trades (% of total):</b>	<b>22 (95.65%)</b>	<b>Loss trades (% of total):</b>	<b>1 (4.35%)</b>
<b>Largest</b>		<b>profit trade:</b>	<b>13 331.38</b>	<b>loss trade:</b>	<b>-222.68</b>
<b>Average</b>		<b>profit trade:</b>	<b>3 963.43</b>	<b>loss trade:</b>	<b>-222.68</b>
<b>Maximum</b>		<b>consecutive wins (\$):</b>	<b>14 (61 276.66)</b>	<b>consecutive losses (\$):</b>	<b>1 (-222.68)</b>
<b>Maximal</b>		<b>consecutive profit (count):</b>	<b>61 276.66 (14)</b>	<b>consecutive loss (count):</b>	<b>-222.68 (1)</b>
<b>Average</b>		<b>consecutive wins:</b>	<b>11</b>	<b>consecutive losses:</b>	<b>1</b>

## 2019:

Details:

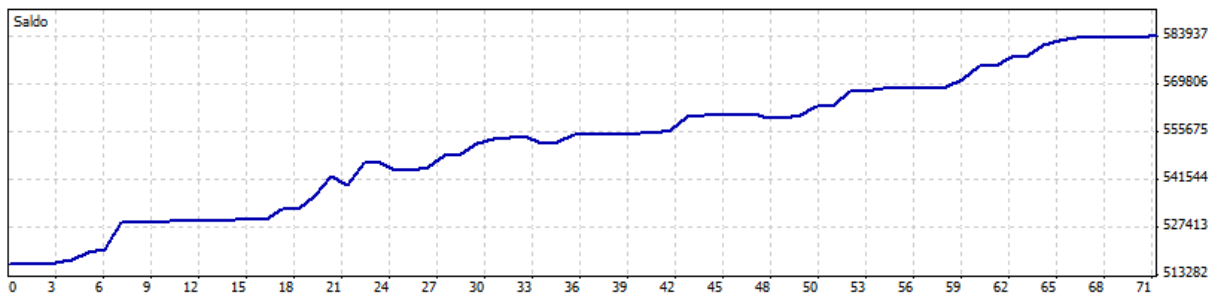


Gross Profit:	269 038.00	Gross Loss:	8 085.54	Total Net Profit:	260 952.46
Profit Factor:	33.27	Expected Payoff:	2583.69		
Absolute Drawdown:	213.81	Maximal Drawdown:	5 035.51 (0.84%)	Relative Drawdown:	0.84% (5 035.51)
Total Trades:	101	Short Positions (won %):	54 (98.15%)	Long Positions (won %):	47 (95.74%)
		Profit Trades (% of total):	98 (97.03%)	Loss trades (% of total):	3 (2.97%)
Largest		profit trade:	23 481.45	loss trade:	-5 035.51
Average		profit trade:	2 745.29	loss trade:	-2 695.18
Maximum		consecutive wins (\$):	39 (31 062.36)	consecutive losses (\$):	1 (-5 035.51)
Maximal		consecutive profit (count):	132 351.01 (38)	consecutive loss (count):	-5 035.51 (1)
Average		consecutive wins:	33	consecutive losses:	1

## 2018:

### q4:

Details:



Gross Profit:	76 658.38	Gross Loss:	8 691.79	Total Net Profit:	67 966.59
Profit Factor:	8.82	Expected Payoff:	957.28		
Absolute Drawdown:	0.00	Maximal Drawdown:	2 713.57 (0.50%)	Relative Drawdown:	0.50% (2 713.57)
Total Trades:	71	Short Positions (won %):	32 (100.00%)	Long Positions (won %):	39 (84.62%)
		Profit Trades (% of total):	65 (91.55%)	Loss trades (% of total):	6 (8.45%)
Largest		profit trade:	7 915.46	loss trade:	-2 713.57
Average		profit trade:	1 179.36	loss trade:	-1 448.63
Maximum		consecutive wins (\$):	15 (13 180.32)	consecutive losses (\$):	1 (-2 713.57)
Maximal		consecutive profit (count):	15 664.85 (13)	consecutive loss (count):	-2 713.57 (1)
Average		consecutive wins:	9	consecutive losses:	1